

Fitting accessories - Valves



Needle valve VM-1

Material 316ss

Medium temperature, working pressure – according to the graph on page III/ 7

Ordering code:

Valve VM-1/M (input M20×1.5 M, output M20×1.5 F, Teflon packing)

Valve VM-1/G (input G1/2" M, output G1/2" F, Teflon packing)

Valve VM-1/graphite (input M20×1.5 M, output M20×1.5 F, Graphite packing)

Valve VM-1 oxygen (valve designed for contact with oxygen; input M20×1.5 M, output M20×1.5 F, Teflon packing)



Needle valve VM-1-R/R

Material 316ss


Medium temperature, working pressure – according to the graph on page IV/ 3

Input 1/2NPT F, output 1/2NPT F, Graphite packing, no vent port

Ordering code:

Valve VM-1-R/R/__

- 1 – Set of weldable stainless steel connectors (316ss)
- 2 – Set of weldable steel connectors (K11562)
- 3 – Set of connectors with Ø12 clamping ring
- 4 – Set of connectors with Ø14 clamping ring



2-Valve Manifold VM-2

Material 316ss

Medium temperature, working pressure – according to the graph on page IV/ 3

Input 1/2NPT F, output 1/2NPT F, Teflon packing, vent port 1/4NPT F

Ordering code:

Valve VM-2-R/R/__

Valve VM-2-R/R/__

- 1 – Set of weldable stainless steel connectors (316ss)
- 2 – Set of weldable steel connectors (K11562)
- 3 – Set of connectors with Ø12 clamping ring
- 4 – Set of connectors with Ø14 clamping ring

Option

.../NACE - NACE MR-01-75 comply



2-Valve Manifold VM-2-RM

Material 316ss

Medium temperature, working pressure – according to the graph on page IV/ 3

Input 1/2NPT F, output 1/2NPT F, Teflon packing, vent port 1/4NPT F

Ordering code:

Valve VM-2-RM/M (input M20x1.5 M, output M20x1.5 F, Teflon packing, vent port 1/4 NPT F)

Valve VM-2-RM/G (input G1/2" M, output G1/2" F, Teflon packing, vent port 1/4 NPT F)

Valve VM-2-RM/1/2NPT (input 1/2"NPT M, output 1/2"NPT F, Teflon packing, vent port 1/4 NPT F)

Option:.

.../NACE - NACE MR-01-75 comply



Ball valve

Material – H17N14M2 (316 ss)

Medium temperature - 80°C

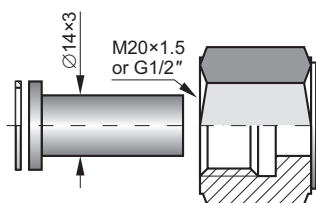
Max pressure - 100 bar

Input, output process connection: 1/2NPT F

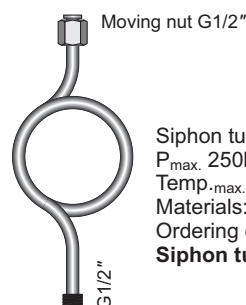
Ordering code:

Valve VM-1/B

Transmission tubes

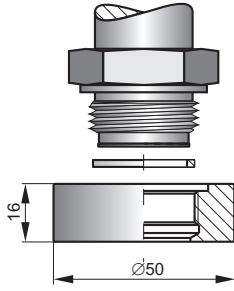


Connector to weld
Materials: 15HM – (SO) or 316Lss (S)
Ordering code
RedSpaw – S or SO / M20×1.5 or G1/2"

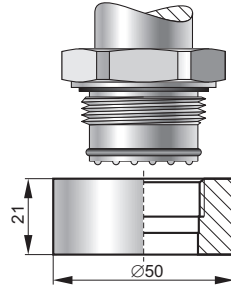


Moving nut G1/2"
Siphon tube
P_{max.} 250bar
Temp_{max.} 300°C
Materials: 321ss
Ordering code
Siphon tube – S G1/2"

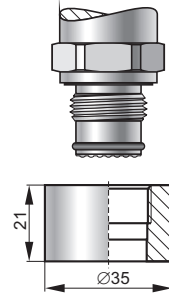
Fitting sockets



Socket with M30×2 thread for fitting transmitters with a CM30×2 process connection
Material – 316Lss
Sealing – teflon
Ordering code **Socket CM30×2**

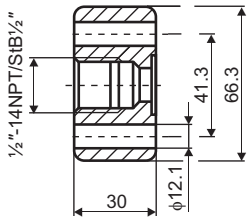
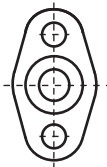
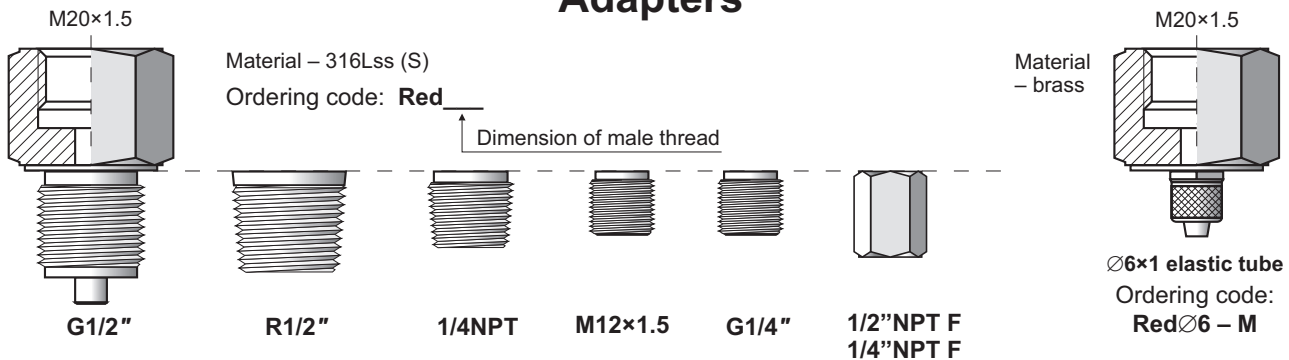


Socket with G1" thread for fitting transmitters with a CG1 process connection
Material – 316Lss
Sealing – teflon
Ordering code **Socket CG1**



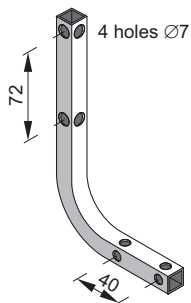
Socket with G1/2" thread for fitting transmitters with a CG1/2 process connection
Material – 316Lss
Sealing – teflon
Ordering code **Socket CG1/2**

Adapters




Adapter for differential pressure transmitters with C type process connection
Material – 316Lss
Ordering code: **Red-dP/1/2" NPT**

Mounting brackets



Clasp for fitting on a pipe

Universal mounting bracket for fitting APC-2000 and APR-2000 transmitters with aluminium casing in any desired position on a vertical or horizontal pipe (Ø30...Ø50)



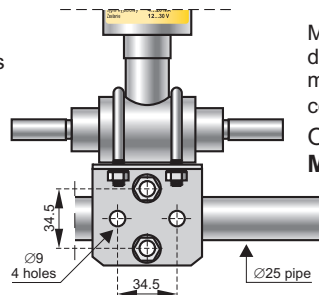
Ordering code:
AL: material zinc steel
AL(SS): material ss304
AL(SS316): material ss316

Fitting to the transmitter casing



Mounting bracket for fitting differential pressure transmitters with C and C(7/16) type process connections on a 2" pipe or on a wall

Ordering code:
C-2": mat. zinc steel, screws M10
C-2"(SS): mat. ss304, screws M10
C-2"(SS316): mat. ss316, screws M10
C-2"B: mat. zinc steel, screws 7/16"UNF
C-2"B(SS): mat. ss304, screws 7/16"UNF
C-2"B(SS316): mat. ss316, screws 7/16"UNF



Mounting bracket for fitting differential pressure transmitters with P type process connections on a Ø25 pipe.
Ordering code:
Mounting bracket FI 25