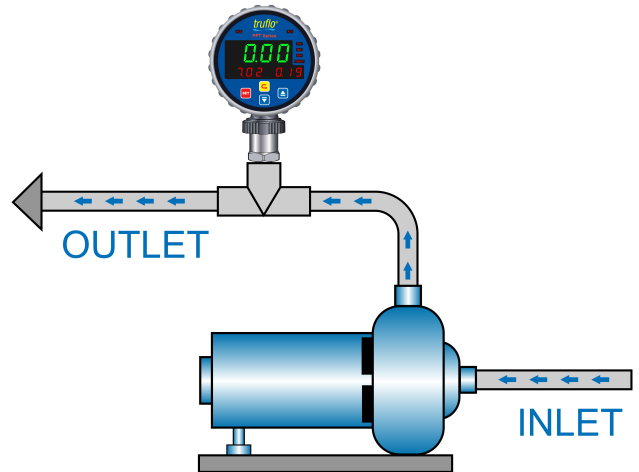


- Highest Accuracy in the Industry | $\pm 0.25\%$
- LED Changes from **Green** to **Red**
- 330° Rotating Head | Tri-Display



Pump Protection



- Prevent Pumps from Running Dry
- Ensures There are No Clogs
- Output to Alarm | Shut Off Pump

LED Upset Condition Change

- LED Changes from **Green** to **Red** in Upset Condition
- Notification for Filter | Strainer Change-Out
- 4-20mA + 2 Relay Outputs



Features

- PP | PVDF | 316 SS
- IP66 | NEMA 4X
- Ceramic Sensing Diaphragm*
- 4-20mA + 2 Relay Outputs
- Rotating LED Display | Visible in the Dark
- Psi | bar | KPa | Kg/cm²

Product Description

The Truflo® PPT Series is the Industry's most accurate and reliable Pressure Transmitter and Switch. The PPT Series is truly unique when it comes to pressure measurement in corrosive environments.

PPT Pressure Transmitters are a one-piece design and come equipped with a bright LED display that will change from green to red in any upset condition.

The PPT is equipped with a 4-20mA output + 2 5amp Relays. This feature is excellent for pump protection to prevent pumps from running dry.

The PPT Series is available in PP, PVDF & 316 SS and are equipped with either a Ceramic or Stainless Steel sensing Diaphragm.

The NEMA 4X Enclosure and Polycarbonate faceplate gives the PPT a rugged, industrial design that allows it to stand up to the industry's most corrosive environments.



*PP & PVDF Models Only

Specifications

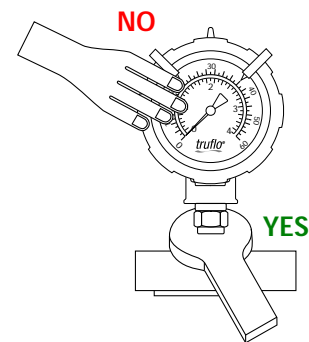
Mounting	Direct Mount Bottom Connection
Process Connection	½" MNPT FNPT ¼" MNPT
Power Supply	10-30 VDC
Accuracy	± 0.25%
Lens	High Impact Polycarbonate
Output	4-20mA + 2 5amp Relays
Protection Class	IP66 NEMA 4X
Materials	PP PVDF 316 SS

Installation Instructions

Do not tighten by grasping the case of the gauge as this may cause damage. **Always Pressure Test Connections for Leaks** with Water Prior to Use on Chemical Service

Before installing the PPT Series pressure gauge, ensure attention is given to the Process Liquid, Chemical Compatibility, Temperature, Vibration, Pressure Spikes, and other climatic and application conditions that may adversely affect the performance.

The user shall ensure that the correct gauge pressure range and the correct materials of construction are selected.



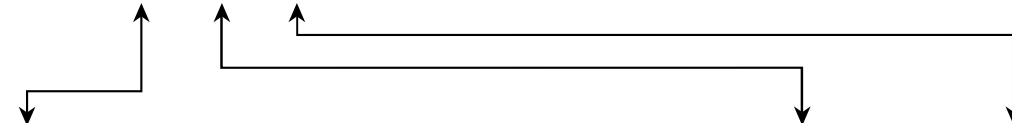
Standards and Approvals

CE | FCC

RoHS Compliant

Model Selection

PPT - 10 - PP - M



Pressure Range	Alarm Method	Transmitter Output	Material	Connection	Electrical Connection
C1 = -14.5 - 14.5 Psi C10 = -14.5 - 145.0 Psi 10 = 0 - 145.0 Psi 100 = 0 - 1450 Psi (SS Only)	2x 5amp Relays(std) Suffix 'P' PNP Suffix 'N' NPN	4-20mA Output	PP - PP PF - PVDF SS - 316 SS	PP PVDF F - ½" FNPT M - ½" MNPT 316 SS - ¼" MNPT	M12 Connection